

September 2021

Charlotte

Market Snapshot

SPEEK



Hello,

My name is Will Hedrick and I am the Founder & CEO of SPEEK. I just wanted to take a moment to thank you for downloading our September 2021 snapshot for Charlotte. If you have any questions or if there is anything I can do for you, my contact information is below.

Thanks again.

Your Friend,
Will

A handwritten signature in black ink, appearing to be 'Will Hedrick'.

September, 2021

*All data from MLS

Key Metrics	2020	2021	% Change
New Listings	5,693	5,996	+ 5.3%
Pending Sales	5,520	5,902	+ 6.9%
Closed Sales	5,174	5,356	+ 3.5%
Median Sales Price*	\$290,000	\$331,575	+ 14.3%
Average Sales Price*	\$350,475	\$393,085	+ 12.2%
Percent of Original List Price Received*	98.5%	101.5%	+ 3.0%
List to Close	86	67	- 22.1%
Days on Market Until Sale	34	14	- 58.8%
Cumulative Days on Market Until Sale	38	14	- 63.2%
Average List Price	\$358,762	\$396,648	+ 10.6%
Inventory of Homes for Sale	6,587	4,069	- 38.2%
Months Supply of Inventory	1.5	0.8	- 46.7%

Sales Price

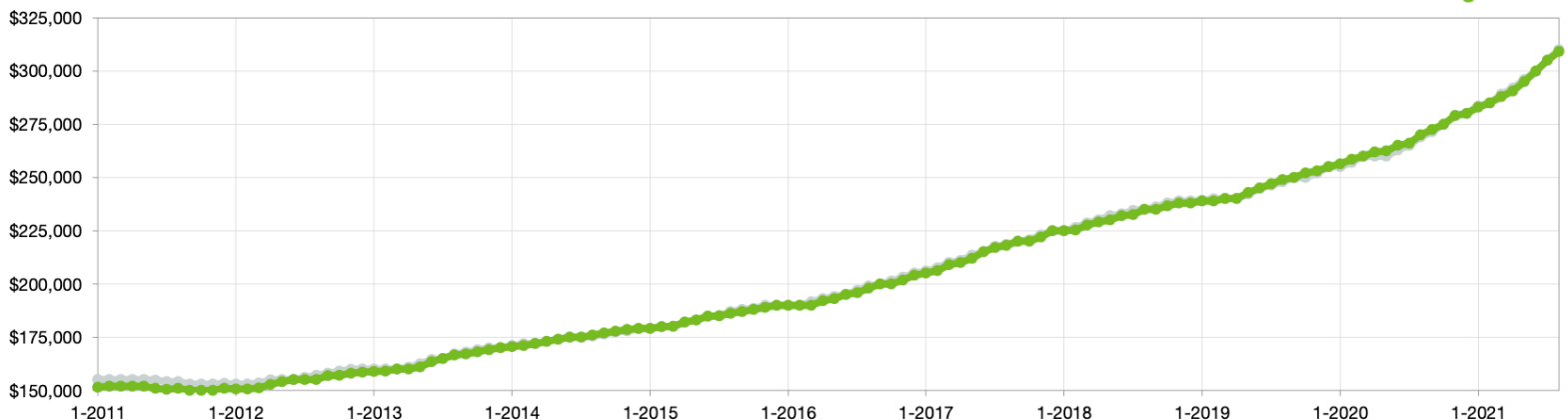
September, 2021

Median Sales Price

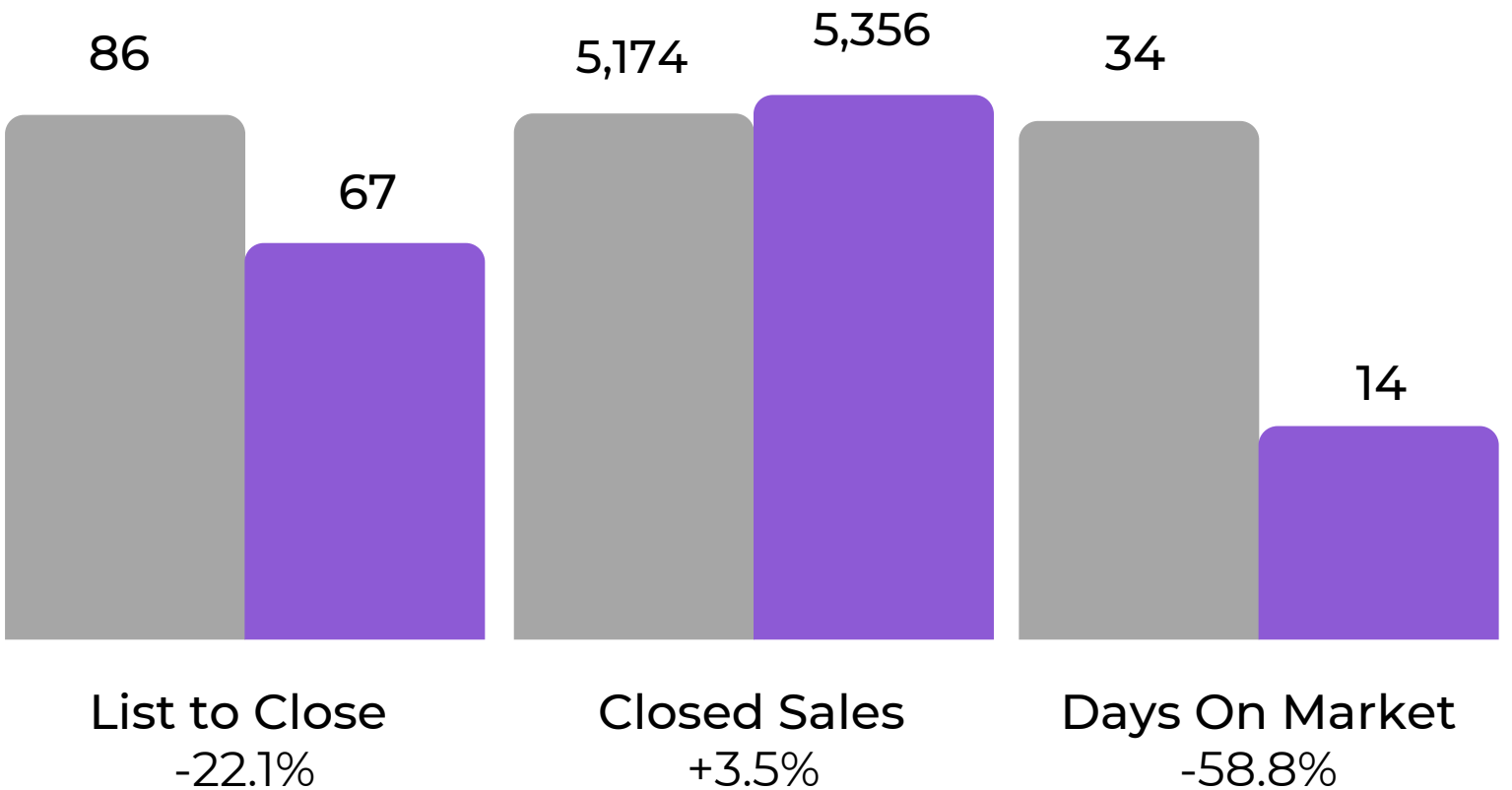
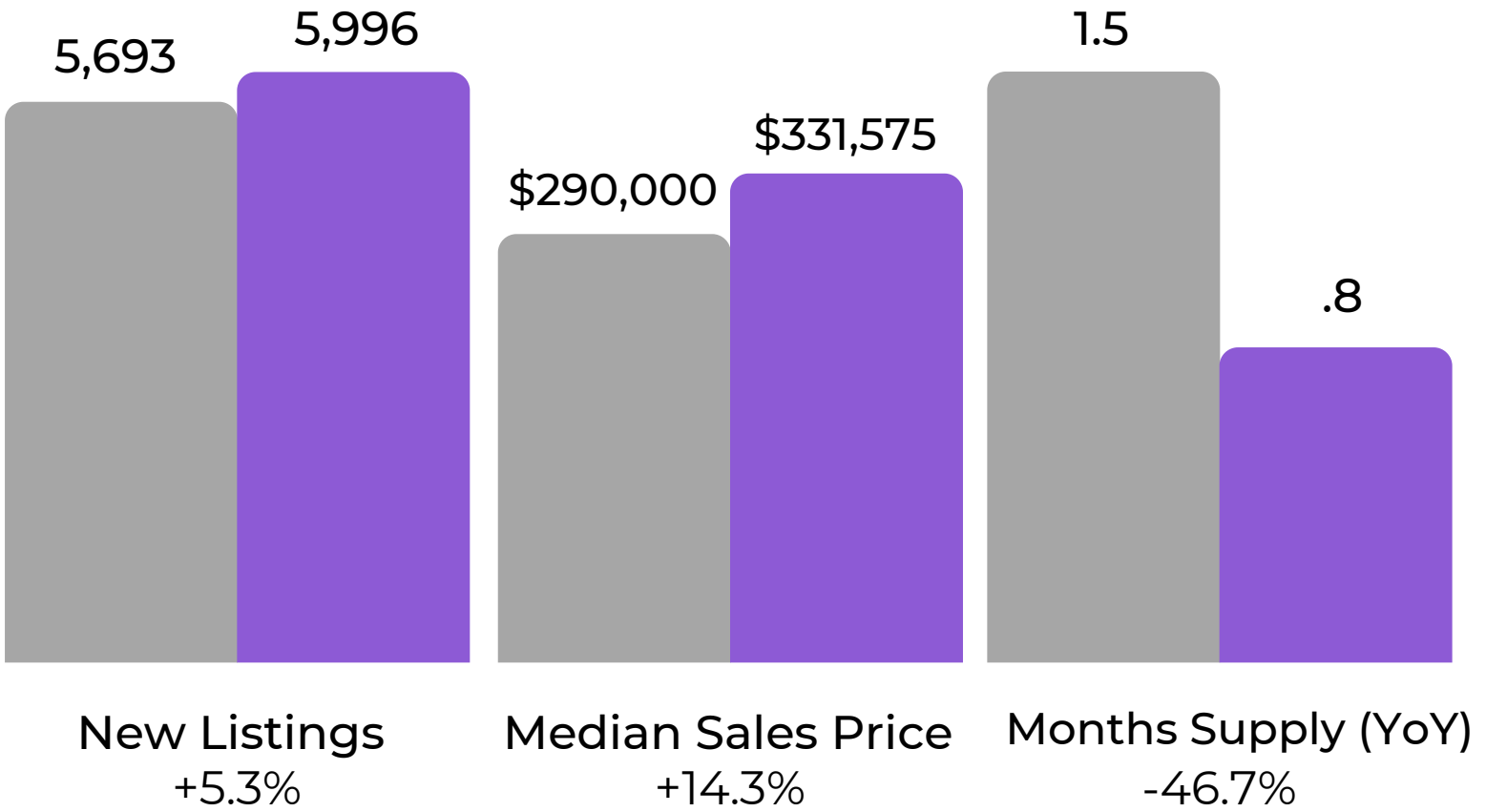
Rolling 12-Month Calculation

Entire Canopy MLS Area —

Charlotte Region —



Visuals



SPEEK